

# Enhancing the Nutritional Quality of Cassava Roots to Improve the Livelihoods of Farmers in Marginal Agriculture Land - Case: Vitamin A

Morillo Y.<sup>2</sup>, Chávez A.L.<sup>1</sup>, Sánchez T.<sup>1</sup>, Morante N.<sup>1</sup>, Domínguez M.<sup>3</sup>, Tohme J.<sup>1</sup>, Fukuda W.<sup>4</sup> and Ceballos H.<sup>1,2</sup>

<sup>1</sup>CIAT, Agrobiodiversity and Biotechnology Project SB-2, AA6713, Cali, Colombia, <sup>2</sup>Universidad Nacional de Colombia, Facultad de Agronomía, Palmira, Colombia, <sup>3</sup>Universidad del Valle, Departamento de Química, Cali, Colombia; <sup>4</sup>Empresa Brasileira de Pesquisa Agropecuária – Centro de Mandioca y Frutales.

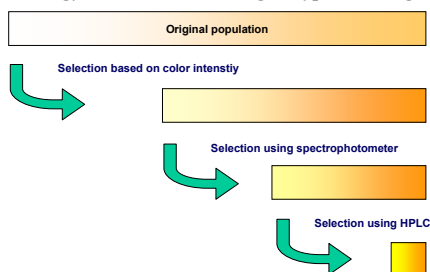


## INTRODUCTION

Vitamin A deficiency is still a prevalent problem in many regions of the world. It is preventable problem originating in the unbalanced diets of those populations where malnourishment remains a problem. Vitamin A deficiency has been successfully overcome by supplementation and fortification of different foods. However, these approaches are expensive and solve the problem only temporarily. CIAT has conducted research to evaluate the potential of cassava (*Manihot esculenta* Crantz) as a vehicle for delivering pro-vitamin A carotenoids to those populations chronically deficient in this vitamin. The overall objective of this is to improve the nutritional status of people living in marginal environments of the tropics, by selecting and promoting cassava genotypes with high and good bio-availability of micronutrients and vitamins. This research is supported by the *HarvestPlus Challenge Program* and financed with resources from DANIDA, USAID and the Bill and Melinda Gates Foundation.

## MATERIALS AND METHODS

Fig.1 Methodology for selection of elite genotypes with high  $\beta$ -carotene content.



### New recombinant seed produced

During last four years, thousands of crosses took place in breeding nurseries. As a result thousands of botanical seed containing new recombinant genotypes were produced and harvested. Selection is based on a step-wise process (Figure 1) based on color intensity of the roots, total carotenoids (spectrophotometry) and  $\beta$ -carotene contents (HPLC). The process is a continuum that is not interrupted until the crossing blocks are finally harvested to renew the field. The description of genotypes produced in search of improved nutritional quality is provided in Table 1. The amount of new germplasm produced in 2007 (the figure also includes estimations of seed that is expected to be harvested by the end of 2008) doubles the amount produced in 2005. For the first time sources of high carotenoid content and resistance to CMD (an important viral disease endemic in many countries in Africa and in India) have been combined in 2007 (112 genotypes). In addition, high carotenoid content is also combined with elite germplasm adapted to acid soils, sub-humid environments and mid-altitude valleys. Figures 2 and 3 summarize relevant results.

## RESULTS

Table 1. Seed obtained from crosses targeting increased carotenoids content in cassava roots produced in CIAT

	2005	2006	2007*	TOTAL
<b>High Carotenoids</b>				
Between yellow -rooted clones	1096	1291	775	3162
S1 (one self -pollination)	505	688	139	1332
S2 (two consecutive self -pollinations)	132	140	1010	1282
Crosses to clones adapted to subhumid environment			422	422
Crosses to clones adapted to acids soils			80	80
Crosses to clones adapted to mid altitude valleys			494	494
Combining resistance to ACMD			112	112
<b>Polycrosses</b>	<b>13815</b>	<b>15687</b>	<b>18659</b>	<b>48161</b>
<b>High protein</b>				
Between high -protein cassava	112	78	1148	1338
S1 (one self -pollination)	111	93	1196	1400
<b>Polycrosses</b>			7642	7642
<b>High carotene x high protein</b>	<b>201</b>	<b>12</b>	<b>442</b>	<b>655</b>
<b>TOTAL</b>	<b>15972</b>	<b>17989</b>	<b>32119</b>	<b>66080</b>

Fig. 2. Increases in total carotenoids and  $\beta$ -carotene contents ( $\mu\text{g/g}$  FW) in the cassava project at CIAT.

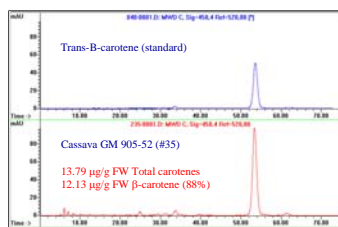
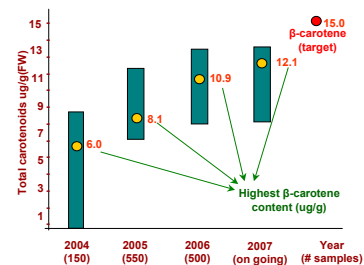


Fig. 3. HPLC chromatogram of elite cassava with highest  $\beta$ -carotene content

## PERSPECTIVES

- To identify materials with values close to the nutritional target of 15  $\mu\text{g/g}$  of  $\beta$ -carotene (fresh weight basis)
- To improve the use of NIRS as fast methodology for carotenoids analysis.



Cassava self pollination



Cassava seeds



Cassava roots



Cassava root colors



Carotenes extraction