



Differences Among Rice Cultivars in their Adaptation to Low Ionic Strength Solution with Toxic Level of Aluminum that Mimics Tropical Acid Soil Conditions

Journal:	<i>Journal of Plant Nutrition</i>
Manuscript ID:	LPLA-2012-0202.R1
Manuscript Type:	Original Articles
Date Submitted by the Author:	n/a
Complete List of Authors:	Khan, M. Shahadat; HMD Science and Technology University, Soil Science Wagatsuma, Tadao; Yamagata University, Rao, Idupulapati M; International Center for Tropical Agriculture, Akhter, Afrin; HMD Science and Technology University,
Keywords:	Aluminum < Micronutrients, General Plant Nutrition, Rice < Crops, Environmental Stresses

SCHOLARONE™
Manuscripts

Only

Differences Among Rice Cultivars in their Adaptation to Low Ionic Strength Solution with Toxic Level of Aluminum that Mimics Tropical Acid Soil Conditions

M. Shahadat Hossain Khan^{1*}, Tadao Wagatsuma², Afrin Akhter¹
and Idupulapati M. Rao³

¹ Hajee Md. Danesh Science and Technology University, Dinajpur, Bangladesh

² Faculty of Agriculture, Yamagata University, Tsuruoka, Yamagata, Japan

³ International Center for Tropical Agriculture (CIAT), Cali, Colombia

* Corresponding Author, Email: khan_bely@yahoo.com

ABSTRACT

Nutrient deficiencies are often an additional growth-limiting factor in tropical acid soils. Considering the potential interactions between Al stress and low-nutrient stress, we investigated differences among rice cultivars for Al tolerance, low-nutrient tolerance, and combined stress tolerance. The main objective of this study was to identify the predominant growth-limiting factor in tropical acid soils. Tolerance to low nutrient stress and combined stress did not show any relationship with Al tolerance indicating that these stress factors act independently. Al-tolerant cv. Rikuu-132 was tolerant to combined stress. Conversely, highly Al-sensitive cv. BR34 was most tolerant to combined and low nutrient stress. Combined stress tolerance of shoot was positively correlated with Ca content of shoot. The results indicate that Al tolerance alone is not adequate for superior performance on most acid soils. Tolerance to combined stress factors would be needed to improve productivity of rice on low fertility acid soils.

Keywords: acid soil, aluminum, low ionic strength solution, low nutrients, rice

Abbreviations: AN – Adequate nutrients, LN – Low nutrients, AN+Al – Adequate nutrients with aluminum, LN+Al – low nutrients with Al

INTRODUCTION

There are many causes for the poor growth of plants in acid soils. The common and primary stress factors are: 1) H⁺ toxicity/low pH, 2) Al and Mn toxicities, 3) deficiencies of essential nutrients (N, P, K, Ca, Mg, Mo and B) (Rao, 2001; Rao et al., 1993). The major problems of these soils are the low content of cations, the toxicity of exchangeable Al and/or soluble Al, and low level of phosphorus and also low silicon availability due to long weathering (Okada and Fischer, 2001; Rao, 2001; Rao et al., 1993). Several studies were conducted to identify major factors that influence plant growth in solution culture with or without Al in solution and on its related mechanisms (Ofei-Manu et al., 2001; Pavan et al., 1982; Pintro and Taylor, 2004). However, the number of studies that have simultaneously considered the two major factors (high Al and low nutrients) in tropical acid soils is limited (Wenzl et al., 2003). In high nutrient solutions, Al toxicity is alleviated by occurring physicochemical interaction between Al and other ions, the formation of non-toxic complexes with OH⁻, SO₄²⁻ and precipitation of Al with high ionic strength solution (Blamey et al., 1983, 1991; Wheeler and Edmeads, 1995). The ionic strength of soil solutions of Savanna varied 1.3–1.7 mM in unfertilized conditions, which further increased to 5.4–13.4 mM after fertilization (Wenzl et al., 2003). Wenzl et al. (2001) found that root growth of *Brachiaria ruziziensis*, relatively Al-sensitive grass, was reduced in a solution containing toxic concentrations of Al and low nutrients than *B. decumbens*. An inadequate supply of nutrients may be one of the main factors that contribute to poor persistence of *B. ruziziensis* in infertile acid soils (Rao et al., 1998). Al activities in a solution of tropical acid soil ranged from 2.26 to 196.5 μmol L⁻¹ (Pintro et al., 1999). Blamey et al. (1991) reported that realistic

1
2
3 root growth inhibition of Lotus could be obtained from a low ionic strength of solution and a
4 high Al concentration at similar levels to those found in acid soils. Watanabe and Okada
5 (2005) investigated the difference in Al tolerance between Indica and Japonica cultivars
6 under low ionic strength condition. To the best of our knowledge, no comprehensive studies
7 on the identification of the primary inhibitory factors for plant growth have been studied
8 except for the studies reported by Akhter et al. (2009a) and Khan et al. (2011) for sorghum
9 and maize. The main objective of the present study was to determine differences among rice
10 cultivars in their tolerance to Al, low nutrient stress and combined stress factors of Al and
11 low nutrients by using low ionic strength nutrient solution that mimicks low fertility acid soils
12 of the tropics. Rice is a major food crop in Bangladesh and identification of rice cultivars that
13 are tolerant to low fertility acid soils in Bangladesh will contribute to improved food security
14 and poverty alleviation.
15
16
17
18
19
20
21
22
23
24
25
26
27
28
29
30
31
32
33
34
35

36 MATERIALS AND METHODS

37 Screening for short-term (24 h) aluminum tolerance

38
39
40
41 Indica type (Bangladeshi) rice seeds were collected from Bangladesh Rice Research
42 Institute, Gazipur, Bangladesh. Seeds of Japonica cultivars were collected from the Faculty
43 of Agriculture, Yamagata University, Japan; Shonai Branch Station, Yamagata Prefectural
44 Agriculture Experiment Station, Yamagata, Japan or National Institute of Agro-
45 Environmental Science, Tsukuba, Japan. All the chemicals were purchased from Wako Pure
46
47
48
49
50
51
52
53
54
55
56
57
58
59
60

1
2
3
4
5
6
7
8
9
10
11
12
13
14
15
16
17
18
19
20
21
22
23
24
25
26
27
28
29
30
31
32
33
34
35
36
37
38
39
40
41
42
43
44
45
46
47
48
49
50
51
52
53
54
55
56
57
58
59
60

Chemical Industries Ltd., Japan unless otherwise stated. Seeds were soaked in tap water under aeration for 24 h at 27°C in a growth room, germinated under fluorescent white light (with a photosynthetic photon flux density of 81 $\mu\text{mol m}^{-2} \text{s}^{-1}$) and spread on nylon screen placed on a container filled with 9 L of tap water. Tap water contained 8.0, 2.92 and 1.95 mg L⁻¹ of Ca, Mg and K, respectively. Temperature, light intensity and aeration were maintained as same throughout the experiment.

Seedlings with roots of 3-4 cm in length were selected and treated with 0.2 mM CaCl₂ for 6 h (pH 4.9). After measuring root length of the longest root by a ruler, roots of the seedlings were transferred to 0.2 mM CaCl₂ (control treatment), and 20 μM AlCl₃ in 0.2 mM CaCl₂ (Al treatment), and treated for 24 h at pH 4.9 for short-term treatment. At least 10 seedlings in each of control or Al treatments were used for short-term screening experiment. Just after 24 h, root length of the longest root for each seedling was measured again.

Plant culture and treatments in long-term (35 d) experiment

Elemental composition and pH in long-term culturing medium is shown in Table 1. All chemicals were purchased from Kanto Chemical Co., Inc., Japan. All seeds were soaked and spread on nylon screen for germination same as in short-term experiment. Just after sprouting, seedlings were transferred to the glasshouse for preculturing in tap water for 5 days. Seedlings with same size were selected and transplanted into the 40 L of low nutrient (LN) solution (one-fifth strength of adequate nutrients [AN]) for 2 d. Thereafter, all seedlings were treated with daily pH maintenance for 29 d as follows: 1) Control (AN, pH 5.2), 2) AN in Al conditions (42.6 μM soluble Al, pH 4.3), 3) LN (pH 5.2), 4) LN in Al conditions (pH 4.3). Ionic strength for AN was calculated as 22.6 mM whereas that of in LN was 4.7 mM. Mean

1
2
3 concentrations of 42.6 μM soluble Al was obtained by mixing 370 μM Al and 230 μM P at
4
5 pH 4.3 with frequent pH adjustment. Ionic activities of Al were calculated by a computer
6
7 program developed by Wada and Seki (1994) (Fig. 1). Culture solutions just after daily pH
8
9 adjustment were collected, filtered through membrane filter (0.2 μm in pore size), and P was
10
11 measured. When necessary, P was added to maintain the recommended concentration in
12
13 Table 1. P was measured colorimetrically by molybdenum blue method using
14
15 spectrophotometer (U-2900, Hitachi, Japan) at 660 nm. Concentrations of each element were
16
17 measured for confirmation by inductively coupled plasma atomic absorption
18
19 spectrophotometer, ICP-AES (Liberty 220, Varian Australia Ptv. Ltd., Australia). The culture
20
21 solutions were renewed weekly in first three weeks of culturing and every 5 d during the
22
23 remaining days to maintain nutritional demand of the growing seedlings. Seedling replication
24
25 was done 3 times whereas treatment replication was done twice. At harvest, 3 seedlings with
26
27 similar sizes were selected, separated into shoots and roots, thoroughly washed, dried for 3 d
28
29 at 70°C in draft oven, and weighed.
30
31
32
33
34
35
36
37
38

39 Calculation of tolerances

40
41
42
43 The stress tolerances of the respective crops were calculated as % relative growth with
44
45 respect to the plant dry weight, i.e.
46
47

$$48 \text{ Al tolerance in AN (\%)} = \frac{\text{Dry weight in AN + Al}}{\text{Dry weight in AN}} \times 100$$

$$49 \text{ Al tolerance in LN (\%)} = \frac{\text{Dry weight in LN + Al}}{\text{Dry weight in LN}} \times 100$$

$$\text{Low nutrient tolerance (\%)} = \frac{\text{Dry weight in LN}}{\text{Dry weight in AN}} \times 100$$

$$\text{Combined stress tolerance (\%)} = \frac{\text{Dry weight in LN} + \text{Al}}{\text{Dry weight in AN}} \times 100$$

Analysis of minerals in the plant samples

Dry root and shoot samples were homogenized and 0.1 g of each sample was taken for analysis. Wet ashing of samples was done by adding 4 ml of acid mixture (HNO_3 :60% HClO_4 = 5:3, v/v) to the sample and heating. The ash was resolubilized with 1 M HCl followed by deionized water with repetitions and filtered. Measurement of P, K, Ca, Mg, Fe, Mn and Al concentration in the sample was carried out by ICP-AES (Liberty 220, Varian Australia Pvt. Ltd., Australia).

RESULTS

Mean value of Al tolerance under short-term treatment of simple nutrient solution for eight cultivars of rice was 43.3% (Fig. 2). Al tolerance was in the order of Rikuu-132, Kamenoo>Sasanishiki, BR41>>>Aikokuu, Rikuu-20, Domannaka, BR34. Under long-term conditions the whole plant average Al tolerance was 83% and 72% in AN and LN conditions, respectively (Fig. 3 A, B). Al stress in both nutritional conditions decreased the plant growth, but tolerant and sensitive cultivars maintained identical tendency i.e., whole plant Al tolerance in AN was in the order of BR41, Sasanishiki>Rikuu-132, Kamenoo>>> Domannaka> Aikoku>Rikuu-20, BR34 and whole plant Al tolerance in LN was in the order

1
2
3 of BR41 > Rikuu-132, Sasanishiki> Domannaka > Kamenoo >>> BR34, Rikuu-20>Aikoku
4
5
6 (Fig. 3 A, B).

7
8 Tolerance to low nutrient conditions was almost in reverse order of Al tolerances except
9
10 for Rikuu-132 (Fig 4 C) and Al sensitive cultivars showed rather higher tolerance to low
11
12 nutrients. Under combined stress conditions, i.e., combined tolerance did not follow any
13
14 trend and are in random order when compared with Al tolerance and low nutrient tolerance
15
16 (Fig. 4 D). Further, the combined tolerance did not show any correlation with Al tolerance or
17
18 low nutrient tolerance (Table 2). Short-term Al tolerance showed significant positive
19
20 relationship with Al tolerance in both nutrition (AN and LN) conditions (Table 2). As
21
22 expected, significant negative correlation ($R^2 = -0.884^{**}$) was observed between root Al
23
24 concentration and Al tolerance in LN condition (Fig. 4 A). On the other hand, root Al
25
26 concentration did not show any relationship with tolerance to combined stress conditions
27
28 (Fig. 4 B).

29
30
31
32
33
34 Ca concentration in the shoot showed significant positive correlation with combined
35
36 tolerance of shoot ($R^2 = 0.507^*$) indicating the Ca in the shoot playing the most important
37
38 role to ameliorate or minimize the effects of combined stress conditions (Fig. 5). However, in
39
40 the absence of Al, shoot Ca level did not increase under LN conditions (Fig. 5).

41 42 43 44 45 46 47 48 **DISCUSSION**

49
50
51
52
53 We initially screened 23 Bangladeshi (Indica type) and 6 Japanese (Japonica type) rice
54
55 cultivars for Al tolerance and further screened 18 pedigree cultivars of one Japanese tolerant
56
57 cultivar. Among these 47 rice cultivars, we selected 8 cultivars (Fig. 2) and investigated
58
59
60

1
2
3 long-term Al tolerance in the presence of differential nutrient concentrations, i.e., adequate
4 nutrient (AN) and low nutrient (LN, 1/5th of AN). Among the selected cultivars, the
5 relationship between short-term and long-term Al tolerances was 0.781** ($r = 0.884^{**}$) and
6 0.653* ($r = 0.808^{*}$) for AN and LN conditions, respectively (Table 2). These results suggest
7 that the short-term (24h) screening technique for Al tolerance may be useful for estimating
8 Al tolerance in long-term culture conditions with nutrients. Akhter et al. (2009a) also found
9 similar results for sorghum and maize.

10
11
12
13
14
15
16
17
18
19
20 No correlations were found between short-term Al tolerance and the combined tolerance
21 ($R^2 = 0.09$, $r = 0.3$) (Table 2). Although investigations based on similar short-term screening
22 techniques have been reported (Akhter et al., 2009b; Khan et al., 2009a; 2009b; Kobayashi et
23 al., 2004), our results suggest that a short-term screening technique may not be practically
24 useful for estimating cultivar adaptation to the combination of stress factors found in tropical
25 acid soils.

26
27
28
29
30
31
32
33
34 A significant negative correlation was observed with root Al concentrations and Al
35 tolerance ($y = -0.06x + 7.78$, $R^2 = 0.884^{**}$) (Fig. 4 A) suggesting greater uptake of Al ions
36 with increasing sensitivity of the cultivars. On the other hand, root Al concentrations did not
37 show any relationship with combined stress tolerance suggesting independence of combined
38 stress tolerance from Al absorption ability. Similar results were also observed by Akhter et al.
39 (2009a) and Khan et al. (2011) for sorghum and maize.

40
41
42
43
44
45
46
47
48 Although we measured nutrient elements in the plant samples and studied correlations
49 with combined stress tolerance, no correlation of combined stress tolerance with any of the
50 nutrient elements was observed except for shoot Ca and shoot combined stress tolerance (Fig.
51 5) that constituted almost three-quarters of the whole plant. Akhter et al. (2009a) reported
52
53
54
55
56
57
58
59
60

1
2
3 significant correlation with maize between shoot Ca and combined stress tolerance, for an
4 Al-tolerant crop species whereas Al-sensitive sorghum did not show such relationship. `

5
6
7
8 Some of the nutritional characteristics of plants grown in the presence of Al have already
9 been reported (Foy and Brown, 1964; Häussler *et al.*, 2006; Mariano and Keltjens, 2005). We
10 propose that the plant nutritional characteristics linked to low-nutrient tolerance observed in
11 the present investigation should be further evaluated as an important strategy for plant
12 adaptation in tropical acid soils for both Al-tolerant plant species and Al-sensitive plant
13 species under low-Al conditions. Aluminum tolerance and low-nutrient tolerance for plant
14 production in these soils may vary depending on the plant nutritional characteristics that are
15 related to Al tolerance and low-nutrient tolerance. The soluble Al concentration and nutrient
16 status of these soils are also important factors to consider for evaluation. A short-term
17 screening technique that can be applied to these soils should, alternatively, be established in
18 the future. So far, investigations were carried out using only monocotyledonous species. The
19 recommended plant nutritional characteristics required to cope with low-nutrients containing
20 Al may be different between plant species, for example, for dicotyledonous plants. Further
21 research is needed using other crops, such as grain legumes, root and tuber crops and other
22 high value crops grown in tropical areas.
23
24
25
26
27
28
29
30
31
32
33
34
35
36
37
38
39
40
41
42
43
44
45
46
47

48 **ACKNOWLEDGMENT**

49
50
51
52
53 This study was supported by a Grant-in-Aid for Scientific Research to T. Wagatsuma (No.
54 18208008) from the Japan Society for the Promotion of Science.
55
56
57
58
59
60

REFERENCES

- 1
2
3
4
5
6
7 Akhter, A., M.S.H. Khan, E. Hiroaki, K. Tawaraya, I.M. Rao, P. Wenzl, S. Ishikawa, and T.
8 Wagatsuma. 2009a. Greater contribution of low-nutrient tolerance to sorghum and maize
9 growth under combined stress conditions with high aluminum and low nutrients in
10 solution culture simulating the nutrient status of tropical acid soils. *Soil Science and Plant*
11 *Nutrition* 55: 394-406.
- 12 Akhter, A., T. Wagatsuma, M.S.H. Khan, and K. Tawaraya. 2009b. Comparative studies on
13 aluminum tolerance screening techniques for sorghum, soybean and maize in simple
14 solution culture. *American Journal of Plant Physiology* 4: 1-8.
- 15 Blamey, F.P.C., D.C. Edmeades, C.J. Asher, D.G. Edwards, and D.M. Wheeler. 1991.
16 Evaluation of solution culture techniques for studying aluminum toxicity in plants. In
17 *Plant Soil Interactions at Low pH*, eds. Wright RJ et al. pp. 905-912. Kluwer Academic
18 Publishers, the Netherlands.
- 19 Blamey, F.P.C., D.G. Edwards, and C.J. Asher. 1983. Effect of aluminum, OH:Al and P:Al
20 ratios, and ionic strength on soybean root elongation in solution culture. *Soil Science* 136:
21 197-207.
- 22 Foy, C.D., and J.C. Brown. 1964. Toxic factors in acid soils. II. Differential aluminum
23 tolerance of plant species. *Soil Science Society America Proceedings* 28: 27-32.
- 24 Häussler, K., I.M. Rao, T. Schultzeckraft, and H. Marschner. 2006. Shoot and root growth of
25 two tropical grasses, *Brachiaruziziensis* and *B. dictyoneura*, as influenced by aluminum
26 toxicity and phosphorus deficiency in a sandy loam Oxisol of the eastern plains of
27 Colombia. *Tropical Grassland* 40: 213-221.
- 28 Khan, M.S.H., A. Akhter, T. Wagatsuma, H. Egashira, I.M. Rao, and S. Ishikawa. 2011.
29 Tolerance to aluminum and nutrient stress in sorghum grown under simulated conditions
30 of tropical acid soils. In *Sorghum: Cultivation, Varieties and Uses*, eds. T.D. Pereira
31 Nova Science Publishers Inc., New York. pp. 109-128. ISBN: 978-1-61209-688-9.
- 32 Khan, M.S.H., K. Tawaraya, H. Sekimoto, H. Koyama, Y. Kobayashi, T. Murayama, M.
33 Chuba, M. Kambayashi, Y. Shiono, M. Uemura, S. Ishikawa, and T. Wagatsuma. 2009a.
34 Relative abundance of Δ^5 -sterols in plasma membrane lipids of root- tip cells correlates
35 with aluminum tolerance of rice. *Physiologia Plantarum* 135: 73-83.
- 36 Khan, M.S.H., T. Wagatsuma, A. Akhter, and K. Tawaraya. 2009b. Sterol biosynthesis
37 inhibition by paclobutrazol induces greater aluminum (Al) sensitivity in Al-tolerant rice.
38 *American Journal of Plant Physiology* 4: 89-99.
- 39 Kobayashi, Y., Y. Yamamoto, and H. Matsumoto. 2004. Studies on the mechanism of
40 aluminum tolerance in pea (*Pisum sativum* L.) using aluminum-tolerant cultivar 'Alaska'
41 and aluminum-sensitive cultivar 'Hyogo'. *Soil Science and Plant Nutrition* 50: 197-204.
- 42 Mariano, E.D., and W. Keltjens. 2005. Long-term effects of aluminum exposure on nutrient
43 uptake by maize genotypes differing in aluminum resistance. *Journal of Plant Nutrition*
44 28: 323-333.
- 45 Ofei-Manu, P., T. Wagatsuma, S. Ishikawa, and K. Tawaraya. 2001. The plasma membrane
46 strength of the root-tip cells and root phenolic compounds are correlated with Al
47 tolerance in several common woody plants. *Soil Science and Plant Nutrition* 47: 359-375.
- 48
49
50
51
52
53
54
55
56
57
58
59
60

- 1
2
3 Okada, K., and A.J. Fischer. 2001. Adaptation mechanism of upland rice genotypes of highly
4 weathered acid soils of South American Savannas. In *Plant Nutrient Acquisition: New*
5 *perspectives*, eds. Ae N et al. pp. 185-200. NIAES Series 4. Springer, Tokyo.
- 6 Pavan, M.A., F.T. Bingham, and P.F. Pratt. 1982. Toxicity of aluminum to coffee in Ultisols
7 and Oxisols amended with CaCO_3 , MgCO_3 and $\text{CaSO}_4 \cdot 2\text{H}_2\text{O}$. *Soil Science Society*
8 *America Journal* 46: 1201–1207.
- 9
10 Pintro, J., T.T. Inoue, and M.D. Tescaro. 1999. Influence of the ionic strength of nutrient
11 solutions and tropical acid soil solutions on aluminum activity. *Journal of Plant Nutrition*
12 22: 1211–1221.
- 13
14 Pintro, J.C., and G.J. Taylor. 2004. Effects of aluminum toxicity on wheat plants cultivated
15 under conditions of varying ionic strength. *Journal of Plant Nutrition* 27: 907-919.
- 16 Rao, I.M. 2001. Adapting tropical forages to low-fertility soils. Proceedings of the XIX
17 International Grassland Congress, pp. 247-254, São Pedro-SP.
- 18 Rao, I.M., M.A. Ayarza, and R. Garcia. 1995. Adaptive attributes of tropical forage species
19 to acid soils. I. Differences in plant growth, nutrient acquisition and nutrient utilization
20 among C4 grasses and C3 legumes. *Journal of Plant Nutrition* 18: 2135-2155.
- 21 Rao, I.M., R.S. Zeeigler, R. Vera, and S. Sarkarung. 1993. Selection and breeding for acid
22 soil tolerance in crops. Upland rice and tropical forages as case studies. *BioScience* 43:
23 454-465.
- 24
25 Rao, I.M., J.W. Miles, and J.C. Granobles. 1998. Differences in tolerance to infertile acid soil
26 stress among germplasm accessions and genetic recombinants of the tropical forage grass
27 genus, *Brachiaria*. *Field Crops Research* 59: 43-52.
- 28
29 Wada, S-I., and H. Seki. 1994. A compact computer code for ion speciation in aqueous
30 solutions based on a robust algorithm. *Soil Science and Plant Nutrition* 40: 165–172.
- 31
32 Watanabe, T., and K. Okada. 2005. Interactive effects of Al, Ca and other cations on root
33 elongation of rice cultivars under low pH. *Annals of Botany* 95: 379-385.
- 34 Wenzl, P., L.I. Mancilla, J.E. Mayer, R. Albert, and I.M. Rao. 2003. Simulating infertile acid
35 soils with nutrient solutions: the effect on *Brachiaria* species. *Soil Science Society*
36 *America Journal* 67: 1457-1469.
- 37
38 Wenzl, P., G.M. Patiño, A.L. Chaves, J.E. Mayer, and I.M. Rao. 2001. The high level of
39 aluminum resistance in signalgrass is not associated with known mechanisms of external
40 aluminum detoxification in root apices. *Plant Physiology* 125: 1473-1484.
- 41 Wheeler, D.M., and D.C. Edmeads. 1995. Effect of ionic strength on wheat yield in the
42 presence and absence of aluminum. In *Plant-soil interactions at low pH*, ed. R.A. Date et
43 *al.* pp. 623-626. Kluwer Academic Publishers, Dordrecht.
- 44
45
46
47
48
49
50
51
52
53
54
55
56
57
58
59
60

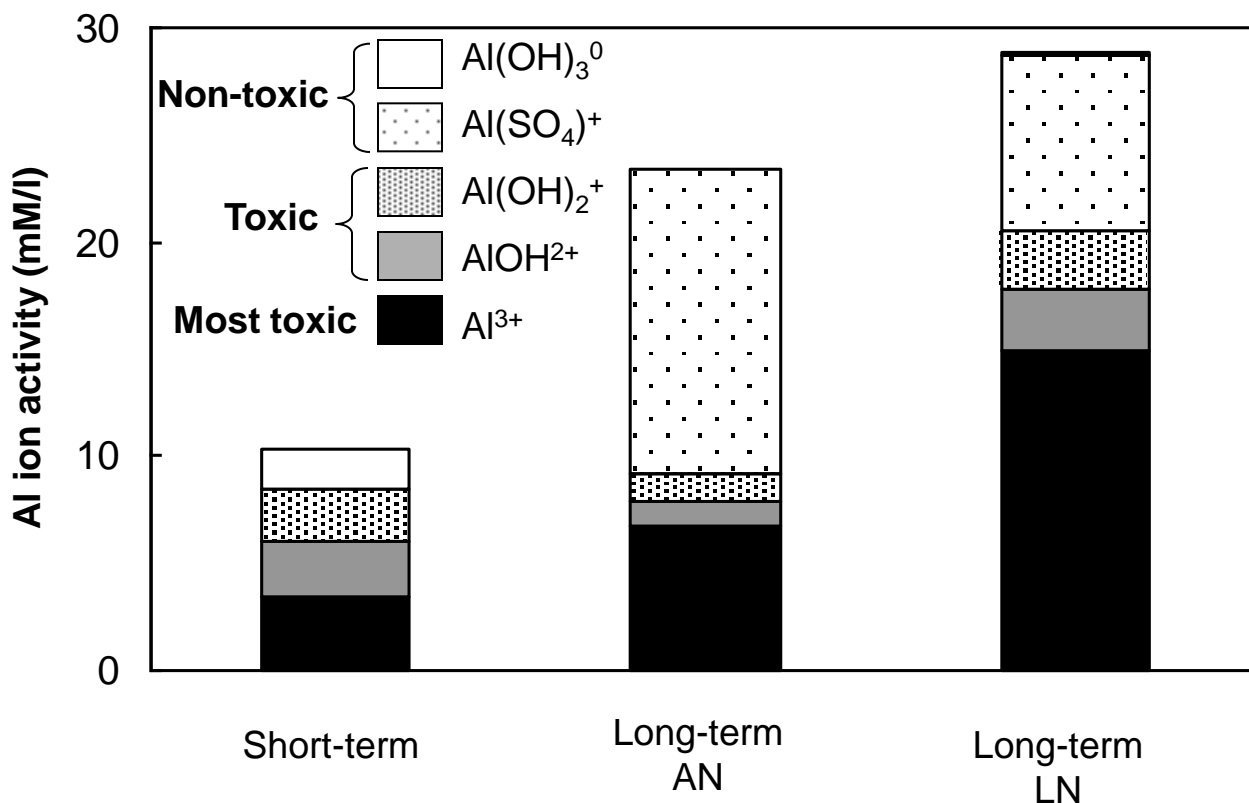


Fig. 1 Al ion activity in the culture solution. In short-term (24 h) added Al concentration was $20\mu\text{M}$. In long-term experiments added Al and P concentration was $370\mu\text{M}$ and $230\mu\text{M}$ respectively.

Fig. 1, Khan et al. 2012

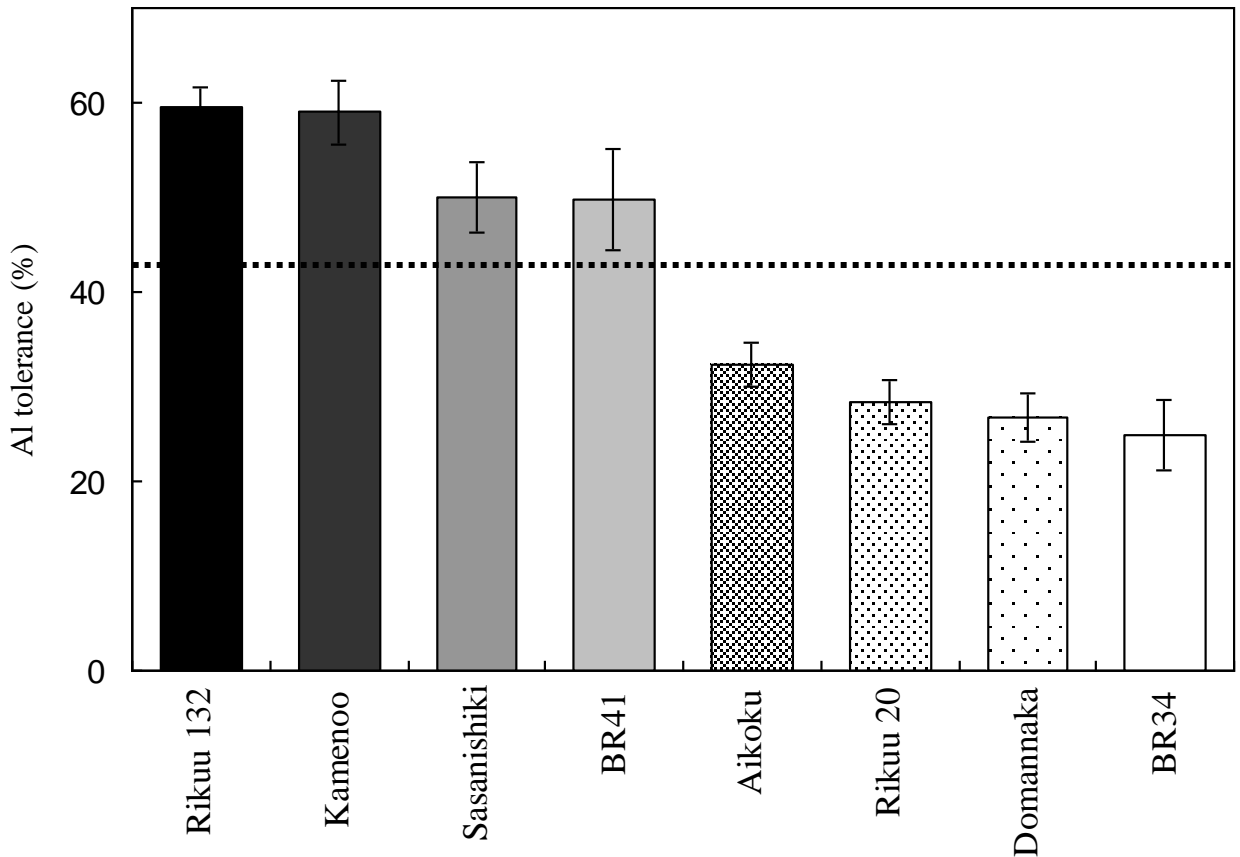


Fig. 2. Short-term aluminum (Al) tolerance for selected rice cultivars. $20 \mu\text{M AlCl}_3$ in 0.2 mM CaCl_2 for 24 h (pH 4.9). Al tolerance is expressed as net root elongation of the longest root in treatment/net root elongation of control. Dotted line indicates average Al tolerance in all cultivars. Data are mean \pm SE ($n \geq 10$).

Fig. 2, Khan et al. 2012

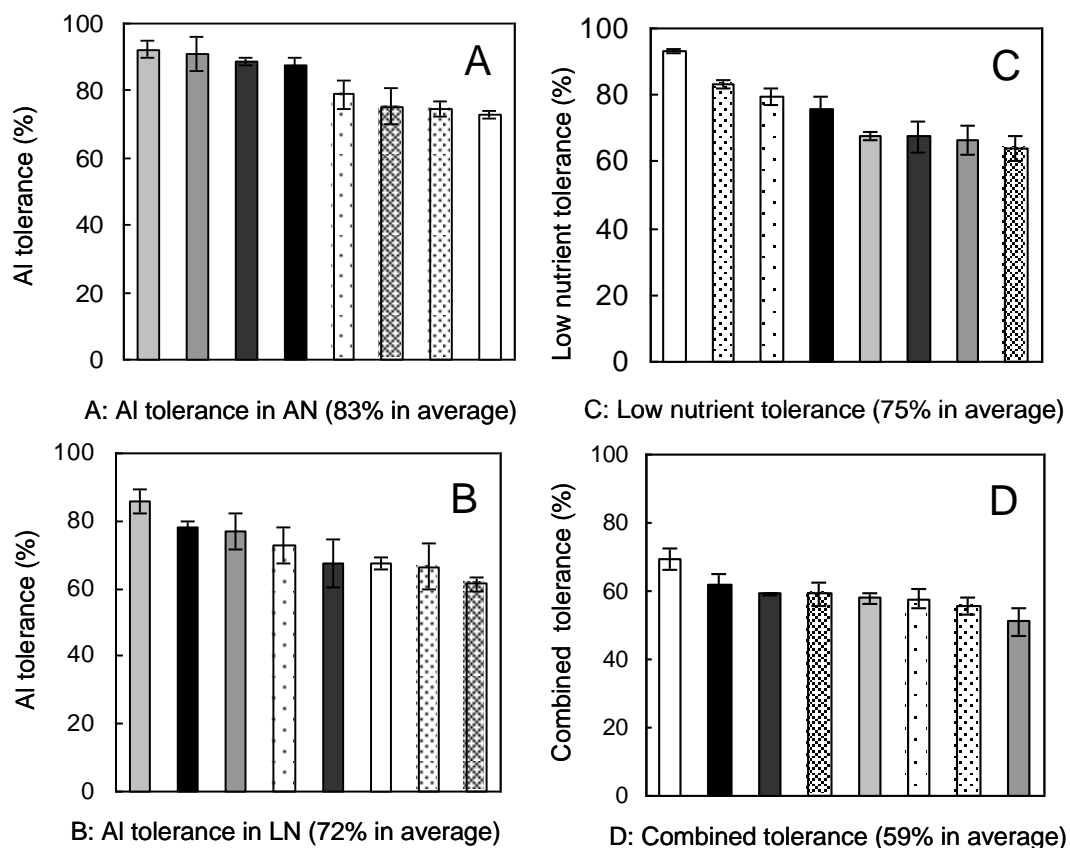


Fig. 3 Relative tolerances in long-term (35 d) hydroponics experiment. A. Al tolerance in AN conditions, B. Al tolerance in LN conditions, C. Low nutrient tolerance and D. Combined stress tolerance. Definitions of the tolerances were described in Materials and Methods. Color of each bar represents the same cultivar as shown in Fig. 2. Bar indicate \pm SE, n=4

Fig. 3, Khan et al. 2012

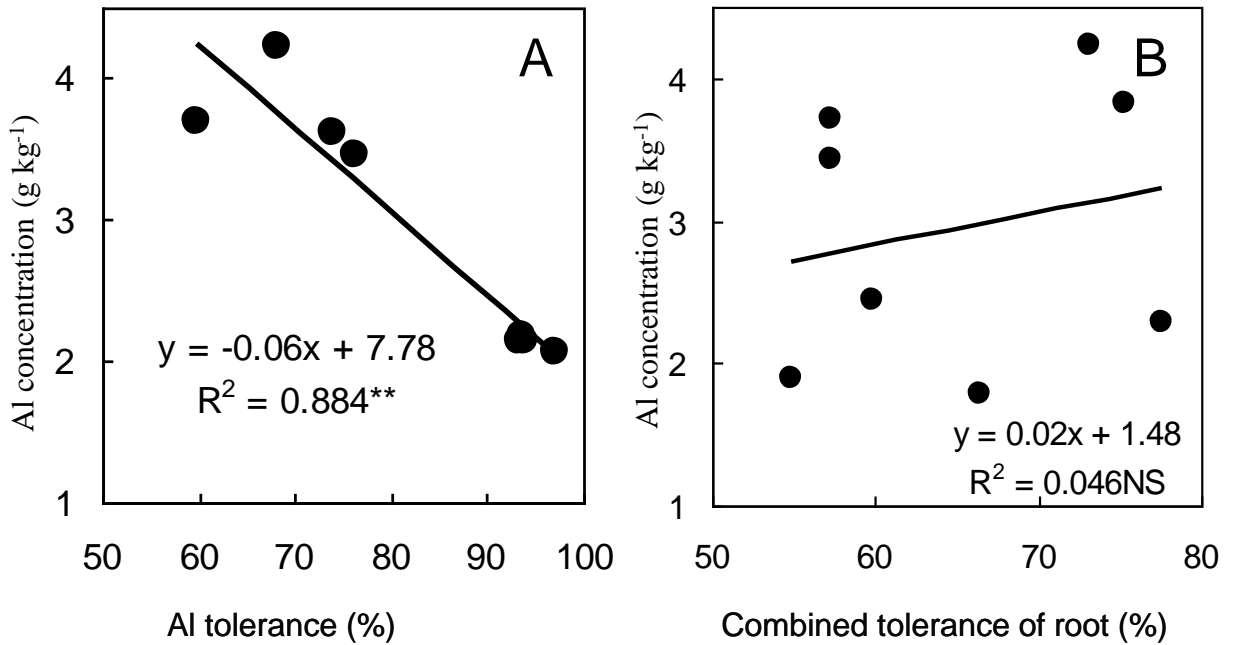


Fig. 4 Relationship of root Al concentration with Al tolerance (A) and combined stress tolerance (B)

Fig. 4, Khan et al. 2012

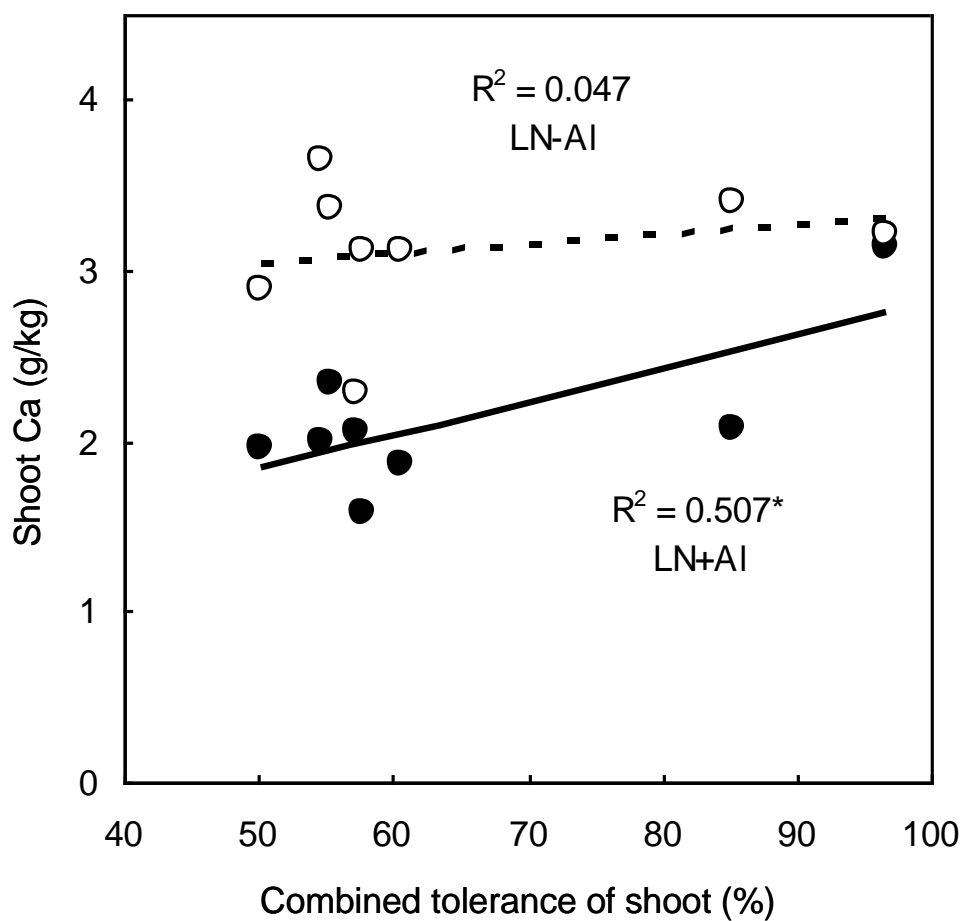


Fig. 5 Relationship of shoot Ca concentration with combined stress tolerance. Open circles are LN condition, closed circles LN+AI conditions

Fig. 5, Khan et al. 2012

Table 1: Elemental composition (mmol L⁻¹ or μ mol L⁻¹) and pH of the long-term solution culture medium. Except for P and Al, all nutrients are the added concentrations. Phosphorus and Al are the measured concentrations.

Element		Treatments			
		Adequate nutrients (AN)		Low nutrients (LN)	
Salt	Element	AN-Al	AN+Al	LN-Al	LN+Al
NH ₄ NO ₃	NO ₃ -N (mM)	2.86	2.86	0.57	0.57
NH ₄ NO ₃	NH ₄ -N (mM)	1.43	1.43	0.29	0.29
NaH ₂ PO ₄	P (mM)	0.26	0.005	0.05	0.005
K ₂ SO ₄	K (mM)	1.53	1.53	0.31	0.31
CaCl ₂	Ca (mM)	2.0	2.0	0.40	0.40
MgSO ₄	Mg (mM)	1.65	1.65	0.33	0.33
FeSO ₄	Fe (μ M)	35.8	35.8	7.16	7.16
MnSO ₄	Mn (μ M)	18.2	18.2	3.64	3.64
CuSO ₄	Cu (μ M)	0.16	0.16	0.03	0.03
(NH ₄) ₆ Mo ₇ O ₂₄	Mo (μ M)	0.05	0.05	0.01	0.01
H ₃ BO ₃	B (μ M)	37.0	37.0	7.4	7.4
ZnCl ₂	Zn (μ M)	3.06	3.06	0.61	0.61
AlCl ₃	Al (μ M)	—	42.6	—	42.6
pH		5.2	4.3	5.2	4.3

Table 2: Correlation coefficients (r value) among the tolerances (whole plant)

	Al tolerance in AN	Al tolerance in LN	Short-term Al tolerance	Low nutrient tolerance	Combined tolerance
Al tolerance in AN	1				
Al tolerance in LN	0.711*	1			
Short-term Al tolerance	0.884**	0.808*	1		
Low nutrient tolerance	-0.638	-0.389	-0.609	1	
Combined tolerance	-0.449	-0.187	-0.300	0.605	1